



Short Form Ceramic Filters





Ceramic Duplexers

The following catalog products are recommended for new applications. If the product required is not shown, we may have a customized product for your application. Please contact your CTS Representative for availability.

Model	Desc.	Picture	TX Passband (MHz)	TX Response (dB)	TX Attenuation (MHz)	RX Passband (MHz)	Rx Response (dB)	RX Attenuation (MHz)	Temp. Range	Package Size (mm)
CER0017A	InMarSat Ceramic Monoblock Duplexer		1626.5-1660.5	IL: 1.8 RL: 9.5	59 dB @ 1559	1525-1559	L: 1.8 RL: 9.5	64 dB @ 1626.5	-40°C to +85°C	L = 40.41 W = 8.29 H = 5.72
CER0023A	PCS Ceramic Monoblock Duplexer		1850-1910	IL: 3.7 RL: 10.0	45 dB @ 1930 38 dB @ 2039.8	1930-1990	IL: 4.0 RL: 10.0	50 dB @ 1910 10 dB @ 2039.8 30 dB @ 2149.6	-20°C to +70°C	L = 22.91 W = 6.53 H = 4.6
CER0031A	KPCS Ceramic Monoblock Duplexer		1750-1780	IL: 3.0 RL: 9.0 Ripple: 1.9	39 dB @ 1840	1840-1870	IL: 3.2 RL: 9.0 Ripple: 2.6	57 dB @ 1780	-40°C to +85°C	L = 12.52 W = 7.17 H = 2.21
CER0034A	PCS Ceramic Monoblock Duplexer		1850-1909.4	IL: 3.5 RL: 9.0 Ripple: 3.0 Isolation: 54	44 dB @ 1930.6 10 dB @ 3700	1930.6-1990	IL: 4.0 RL: 9.0 Ripple: 3.3 Isolation: 45	53 dB @ 1909.4 9 dB @ 2050	-40°C to +85°C	L = 19.92 W = 6.45 H = 4.6
CER0069A	PCS Ceramic Monoblock Duplexer		1850-1910	IL: 3.1 RL: 10.0 Ripple: 2.6 Isolation: 50	41.5 dB @ 1930	1930-1990	IL: 3.6 RL: 10.0 Ripple: 2.6 Isolation: 44.5	48 dB @ 1910	-40°C to +85°C	L = 23.93 W = 6.55 H = 4.6
CER0080A	InMarSat Ceramic Monoblock Duplexer		1626.5-1660.5	IL: 1.0 RL: 10.0 Ripple: 0.5	66 dB @ 1559	1525-1559	IL: 1.0 RL: 10.0 Ripple: 0.5	65 dB @ 1626.5	-30°C to +85°C	L = 60.8 W = 9.25 H = 10.59
CER0080B	InMarSat Ceramic Monoblock Duplexer		1626.5-1660.5	IL: 1.0 RL: 10.0 Ripple: 0.6	66 dB @ 1559	1525-1559	IL: 1.0 RL: 10.0 Ripple: 0.6	65 dB @ 1626.5	-30°C to +85°C	L = 60.8 W = 9.25 H = 10.59
CER0111A	PCS Ceramic Monoblock Duplexer		1850-1910	IL: 3.2 RL: 10.0 Ripple: 2.6 Isolation: 50	40 dB @ 1930	1930-1990	IL: 3.6 RL: 10.0 Ripple: 2.6 Isolation: 42.5	48 dB @ 1910	-40°C to +85°C	L = 19.92 W = 6.45 H = 4.6



Ceramic Duplexers







The following catalog products are recommended for new applications. If the product required is not shown, we may have a customized product for your application. Please contact your CTS Representative for availability.

Model	Desc.	Picture	TX Passband (MHz)	TX Response (dB)	TX Attenuation (MHz)	RX Passband (MHz)	Rx Response (dB)	RX Attenuation (MHz)	Temp. Range	Package Size (mm)
CER0121A	W-CDMA Ceramic Monoblock Duplexer		2110-2170	IL: 1.5 RL: 12.0 Ripple: 0.8 Isolation: 55	55 dB @ 1980	1920-1980	IL: 1.5 RL: 12.0 Ripple: 0.8 Isolation: 55	55 dB @ 2110	-40°C to +85°C	L = 24.04 W = 6.75 H = 4.6
CER0123A	PCS Ceramic Monoblock Duplexer		1850-1910	IL: 3.2 RL: 10.0 Ripple: 2.6 Isolation: 50	40 dB @ 1930	1930-1990	IL: 3.6 RL: 10.0 Ripple: 2.6 Isolation: 42.5	48 dB @ 1910	-40°C to +85°C	L = 19.92 W = 6.45 H = 4.6
CER0126A	DCS Ceramic Monoblock Duplexer		1805-1880	IL: 4.2 RL: 10.0 Ripple: 3.1 Isolation: 40	30 dB @ 940	1710-1785	IL: 4.2 RL: 10.0 Ripple: 3.1 Isolation: 40	50 dB @ 1445	-40°C to +85°C	L = 24.04 W = 7.14 H = 4.6
CER0127A	EGSM Ceramic Monoblock Duplexer		925-960	IL: 4.2 RL: 10.0 Ripple: 3.1		880-915	IL: 4.0 RL: 10.0 Ripple: 3.1	45 dB @ 575 30 dB @ 745	-40°C to +85°C	L = 21.54 W = 9.0 H = 4.0
CER0207A	AMPS Ceramic Monoblock Duplexer		824-849	IL: 2.0 RL: 12 Ripple: 1.5 Isolation: 58	44 dB @ 869 18 dB @ 1648	869-894	IL: 3.0 RL: 11.0 Ripple: 1.8 Isolation: 45	55 dB @ 849 18 dB @ 1648	-40°C to +85°C	L = 33.8 W = 13.7 H = 6.5
CER0215A	PCS Ceramic Monoblock Duplexer		1850-1910	IL: 3.5 RL: 10.0 Ripple: 1.8	30 dB @ 1930	1930-1990	IL: 3.6 RL: 10.0 Ripple: 1.3	30 dB @ 1910	-40°C To +85°C	L = 28.48 W = 6.85 H = 4.90
CER0215B	PCS Ceramic Monoblock Duplexer		1850-1910	IL: 3.5 RL: 10.0 Ripple: 1.8	30 dB @ 1930	1930-1990	IL: 3.6 RL: 10.0 Ripple: 1.3	30 dB @ 1910	-40°C To +85°C	L = 28.48 W = 6.85 H = 4.90
CER0215C	PCS Ceramic Monoblock Duplexer		1850-1910	IL: 3.5 RL: 10.0 Ripple: 1.8	30 dB @ 1930	1930-1990	IL: 3.6 RL: 10.0 Ripple: 1.3	30 dB @ 1910	-40°C To +85°C	L = 28.48 W = 6.85 H = 4.90



Ceramic Duplexers







The following catalog products are recommended for new applications. If the product required is not shown, we may have a customized product for your application. Please contact your CTS Representative for availability.

Model	Desc.	Picture	TX Passband (MHz)	TX Response (dB)	TX Attenuation (MHz)	RX Passband (MHz)	Rx Response (dB)	RX Attenuation (MHz)	Temp. Range	Package Size (mm)
CER0254B	GSM Ceramic MonoBlock Duplexer		806-824	IL: 3.0 RL: 10.0	50 dB @ 851	851-869	IL: 3.0 RL: 10.0	45 dB @ 824 50 dB @ 851	-40°C To +85°C	L = 21.54 W = 9.8 H = 4.0
CER0255B	GSM Ceramic MonoBlock Duplexer		896-902	IL: 3.0 RL: 10.0	45 dB @ 935 25 dB @ 869	935-941	IL: 3.0 RL: 10.0	50 dB @ 902	-30°C To +85°C	L = 21.54 W = 9.8 H = 4.0
CER0256B	GSM Ceramic MonoBlock Duplexer		806-824	IL: 3.0 RL: 10.0	50 dB @ 851	1930-1990	IL: 3.0 RL: 10.0	50 dB @ 824 30 dB @ 896	-40°C To +85°C	L = 21.54 W = 9.8 H = 4.0
CER0274B	PCS Ceramic Duplexer		1850-1915	IL: 3.9 RL: 10.0 Ripple: 2.8	40 dB @ 1930-1995	1930-1995	IL: 3.9 RL: 10.0 Ripple: 2.8	39 dB @ 1850-1915	-40°C To +85°C	L = 61.85 W = 11.2 H = 8.0
CER0286A	DCS Ceramic Monoblock Duplexer		1710-1785	IL: -3.40 RL: -10.0 Ripple: 2.3	-40 dB @ 1805	1805-1880	IL: -3.0 RL: -10.0 Ripple: 2.30	-40 dB @ 1785	-40°C To +85°C	L = 24.04 W = 7.00 H = 4.60
CER0290B	BBW Ceramic Duplexer		3425-3450	IL: 3.0 RL: 14.0 Ripple: 0.5	45 dB @ 2770-2971 40 dB @ 3097-3211 50 dB @ 3525-3550 35 dB @ 3975-4675	3525-3550	IL: 3.0 RL: 14.0 Ripple: 0.5	35 dB @ 2824-3067 30 dB @ 3403-3430 50 dB @ 3425-3450 35 dB @ 3975-4400	-40°C To +70°C	L = 41.33 W = 7.8 H = 6.3



Ceramic Duplexers








The following catalog products are recommended for new applications. If the product required is not shown, we may have a customized product for your application. Please contact your CTS Representative for availability.

Model	Desc.	Picture	TX Passband (MHz)	TX Response (dB)	TX Attenuation (MHz)	RX Passband (MHz)	Rx Response (dB)	RX Attenuation (MHz)	Temp. Range	Package Size (mm)
CER0307B	BBW Ceramic Duplexer		3312-3324	IL: 4.0 RL: 14.0 Ripple: 1.0	45 dB @ 2680 40 dB @ 2996 15 dB @ 3242 50 dB @ 3388-3500	3388-3400	IL: 4.0 RL: 14.0 Ripple: 1.0	30 dB @ 2696 35 dB @ 3215 50 dB @ 3312-3324 30 dB @ 4000-4500	-40°C To +70°C	L = 41.33 W = 7.8 H = 6.3
CER0335A	Ceramic Duplexer		805-870	IL: 1.0 RL: 12.0	10 dB @ 895-942	895-942	IL: 1.2 RL: 12.0	10 dB @ 805-870	-40°C To +85°C	L = 33.8 W = 12.0 H = 6.5
CER0391A	DCS Ceramic Duplexer		1755-1785	IL: 2.0 RL: 12.0 Ripple: 0.8	55 dB @ 1850-1880	1850-1880	IL: 2.0 RL: 12.0 Ripple: 1.1	55 dB @ 1755-1785	-40°C To +85°C	L = 24.04 W = 7.2 H = 4.6
CER0395A	DCS Ceramic Duplexer		1710-1785	IL: 3.4 RL: 10.0 Ripple: 2.3	40 dB @ 1805-1880	1805-1880	IL: 3.2 RL: 10.0 Ripple: 2.3	40 dB @ 1710-1785	-40°C To +85°C	L = 24.04 W = 7.0 H = 4.6
CER0397A	DCS Ceramic Duplexer		1710-1785	IL: 3.8 RL: 10.0 Ripple: 2.8	37 dB @ 1805-1880	1805-1880	IL: 3.6 RL: 10.0 Ripple: 2.4	40 dB @ 1710-1785	-40°C To +85°C	L = 28.48 W = 6.85 H = 4.9
CER0397B	DCS Ceramic Duplexer		1710-1785	IL: 3.8 RL: 10.0 Ripple: 2.8	37 dB @ 1805-1880	1805-1880	IL: 3.6 RL: 10.0 Ripple: 2.4	53 dB @ 1710-1785	-40°C To +85°C	L = 28.48 W = 6.85 H = 4.9



Ceramic Duplexers



The following catalog products are recommended for new applications. If the product required is not shown, we may have a customized product for your application. Please contact your CTS Representative for availability.

Model	Desc.	Picture	TX Passband (MHz)	TX Response (dB)	TX Attenuation (MHz)	RX Passband (MHz)	Rx Response (dB)	RX Attenuation (MHz)	Temp. Range	Package Size (mm)
CER0438A	3425/3525 MHz Ceramic Duplexer		3400-3450	IL: 3.0 RL: 10.0 Ripple: 1.5	30 dB @ 3350 48 dB @ 3500-3550	3500-3550	IL: 3.0 RL: 10.0 Ripple: 1.5	50 dB @ 3400-3450 28 dB @ 3625	-30°C To +85°C	L = 28.63 W = 6.56 H = 4.96
CER0439A	3475/3575 MHz Ceramic Duplexer		3450-3500	IL: 3.0 RL: 10.0 Ripple: 1.5	30 dB @ 3400 48 dB @ 3550-3600	3550-3600	IL: 3.0 RL: 10.0 Ripple: 1.5	50 dB @ 3450-3500 28 dB @ 3675	-30°C To +85°C	L = 28.63 W = 6.56 H = 4.96
CER0440A	Ceramic BPF 856 MHz		806-824	IL: 1.8 RL: 12.0 Ripple: 0.5	24 dB @ 0.1-756 25 dB @ 851-866 24 dB @ 952-971 30 dB @ 1400-1700	896-902	IL: 1.8 RL: 12.0 Ripple: 0.5	24 dB @ 0.1-756 25 dB @ 851-866 24 dB @ 952-971 30 dB @ 1400-1700	-40°C To +85°C	L = 33.8 W = 8.0 H = 6.5
CER0472A	EGSM Ceramic Monoblock Duplexer		885-909	IL: -2.5 RL: -12.0 Ripple: 1.5	-45 dB @ 909 -10 dB @ 870	930-954	IL: -2.5 RL: -12.0 Ripple: 1.5	-14 dB @ 970 -45 dB @ 909	-40°C To +85°C	L = 34.0 W = 14.0 H = 6.6
CER0472B	EGSM Ceramic Monoblock Duplexer		890-915	IL: -2.4 RL: -12.0 Ripple: 1.4	-52 dB @ 915 -18 dB @ 870	935-960	IL: -2.4 RL: -12.0 Ripple: 1.4	-52 dB @ 915	-40°C To +85°C	L = 34.0 W = 14.0 H = 6.6
CER0477A	Diplexer Ceramic		1710-1880	IL: 2.0 RL: 10.0 Ripple: 1.5	40 dB @ 1920-2170	1920-2170	IL: 2.2 RL: 10.0 Ripple: 1.5	40 dB @ 1710-1880	-40°C To +80°C	L = 40.5 W = 7.8 H = 6.3
CER0486A	EGSM 900 MHz Ceramic Duplexer		880-915	IL: 4.0 RL: 10.0 Ripple: 3.0	14 dB @ 920 40 dB @ 925-960	925-960	IL: 4.0 RL: 10.0 Ripple: 3.0	40 dB @ 880-915 14 dB @ 920	-40°C To +85°C	L = 33.73 W = 14.0 H = 6.56



Ceramic Duplexers







The following catalog products are recommended for new applications. If the product required is not shown, we may have a customized product for your application. Please contact your CTS Representative for availability.

Model	Desc.	Picture	TX Passband (MHz)	TX Response (dB)	TX Attenuation (MHz)	RX Passband (MHz)	Rx Response (dB)	RX Attenuation (MHz)	Temp. Range	Package Size (mm)
CER0486B	EGSM 900 MHz Ceramic Duplexer		880-915	IL: 3.3 RL: 10.0 Ripple: 2.0	40 dB @ 925-960	925-960	IL: 3.3 RL: 10.0 Ripple: 2.0	40 dB @ 880-915	-40°C To +85°C	L = 33.73 W = 14.0 H = 6.56
CER0496C	700 MHz Ceramic Duplexer		764-776	IL: 3.0 RL: 10.0 Ripple: 1.0	45 dB @ 794-806	794-806	IL: 3.0 RL: 10.0 Ripple: 1.0	45 dB @ 764-776	-40°C To +85°C	L = 33.73 W = 14.8 H = 6.56
CER0499A	Ceramic BPF		2020-2220	IL: 1.2	35 dB @ 0.1-1900	2100-2180	IL: 0.8 RL: 12.0 Ripple: 0.3	35 dB @ 0.1-1900	+10°C To +85°C	L = 10.2 W = 6.2 H = 4.0
CER0627A	SatCom Ceramic Monoblock Duplexer		2180 - 2200	IL: -1.0 RL: -14 Ripple: 0.4	-58 dB @2020	2000 - 2020	IL: -1.0 RL: -14 Ripple: 0.4	- 58 dB @ 2180	-40°C to +85°C	L = 44.0 W = 9.15 H = 8.1
CER0668A	GSM Ceramic Monoblock Duplexer		935 - 960	IL: -2.5 RL: -13.0 Ripple: 1.4	-48 dB @ 890 -12 dB @ 975 -15 dB @ 1870	890 - 915	IL: -2.5 RL: -13.0 Ripple: -1.4	-12 dB @ 865 -48 dB @ 935 -15 dB @ 1780	-40°C To +85°C	L = 33.73 W = 14.0 H = 6.56
KFF6075B	800 MHz Ceramic Monoblock Duplexer		824-849	IL: 2.5 RL: 9.0	60 dB @ 869	869-894	IL: 2.5 RL: 7.5	65 dB @ 849	0°C to +25°C	L = 63.68 W = 15.85 H = 16.51
KFF6169A	800 MHz Ceramic Monoblock Duplexer		804-824	IL: 2.5 RL: 9.0	50 dB @ 850	850-870	IL: 2.5 RL: 6.0	50 dB @ 824	0°C to +25°C	L = 63.68 W = 15.85 H = 16.64
KFF6567A	800 MHz Ceramic Monoblock Duplexer		824-849	IL: 2.2 RL: 10.0	10 dB @ 804 45 dB @ 869	869-894	IL: 3.3 RL: 8.0	52 dB @ 849 20 dB @ 914 45 dB @ 959	0°C to +25°C	L = 30.54 W = 9.3 H = 5.2



Ceramic Duplexers







The following catalog products are recommended for new applications. If the product required is not shown, we may have a customized product for your application. Please contact your CTS Representative for availability.

Model	Desc.	Picture	TX Passband (MHz)	TX Response (dB)	TX Attenuation (MHz)	RX Passband (MHz)	Rx Response (dB)	RX Attenuation (MHz)	Temp. Range	Package Size (mm)
KFF6636A	800 MHz Ceramic Monoblock Duplexer		824-849	IL: 2.6 RL: 12.0 Ripple: 1.6 Isolation: 59	42 dB @ 869	869-894	IL: 3.5 RL: 12 Ripple: 2.1 Isolation: 43	57 dB @ 849	-40°C to +85°C	L = 21.54 W = 9.7 H = 4.0
KFF6637C	PCS Ceramic Monoblock Duplexer		1850-1910	IL: 3.85 RL: 9.0	35 dB @ 1930	1930-1990	IL: 4.55 RL: 9.0	53 dB @ 1910	-40°C to +85°C	L = 28.27 W = 6.65 H = 4.00
KFF6666A	PCS Ceramic Monoblock Duplexer		1850-1910	IL: 3.5 RL: 10.0 Ripple: 2.5	38 dB @ 1930 20 dB @ 2100 20 dB @ 2350 10 dB @ 3700	1930-1990	IL: 3.8 RL: 10.0 Ripple: 3.0	40 dB @ 1780 38 dB @ 1825 45 dB @ 1910 10 dB @ 2020	-40°C to +85°C	L = 28.48 W = 6.85 H = 4.90
KFF6669A	W-CDMA Ceramic Monoblock Duplexer		1920-1980	IL: 1.6 RL: 10.0 Ripple: 0.6 Isolation: 50	45 dB @ 2110 40 dB @ 2300 25 dB @ 3840 20 dB @ 5760	2110-2170	IL: 2.2 RL: 10.0 Ripple: 0.7 Isolation: 47	50 dB @ 1980 25 dB @ 2300 42 dB @ 2490 20 dB @ 3840	-40°C to +85°C	L = 9.93 W = 5.45 H = 1.9
KFF6675A	PCS Ceramic Monoblock Duplexer		1850-1910	IL: 3.6 RL: 10.0 Ripple: 2.7	35 dB @ 1930 15 dB @ 3700 3 dB @ 5550	1930-1990	IL: 3.9 RL: 10.0 Ripple: 2.7	46 dB @ 1910 22 dB @ 2100	0°C to +65°C	L = 28.28 W = 6.54 H = 3.68
KFF6686A	800 MHz Ceramic Monoblock Duplexer		824-849	IL: 3.0 RL: 10.0 Ripple: 1.7 Isolation: 56	40 dB @ 869	869-894	IL: 3.9 RL: 10.0 Ripple: 2.5 Isolation: 41	55 dB @ 849	-40°C to +85°C	L = 15.85 W = 10.0 H = 3.4



Ceramic Filters








The following catalog products are recommended for new applications. If the product required is not shown, we may have a customized product for your application. Please contact your CTS Representative for availability.

Model	Description	Picture	Passband (MHz)	IL (dB) RL (dB)	Attenuation (MHz)	Temp. Range	Package Size (mm)
CER0001A	800 MHz Tx Monoblock Ceramic BPF		824-849	IL: 3.8 RL: 8.5	11 dB @ 804 22 dB @ 869	0°C to +25°C	L = 11.748 W = 10.693 H = 4.463
CER0002A	800 MHz Rx Monoblock Ceramic BPF		869-894	IL: 3.5 RL: 8.0	15 dB @ 849 9.0 dB @ 914	0°C to +25°C	L = 11.748 W = 9.017 H = 4.496
CER0003A	PCS Ceramic Monoblock BPF		1850-1910	IL: 1.9 RL: 10.0	33 dB @ 1574 26 dB @ 1740 14 dB @ 2018 21 dB @ 2352	0°C to +25°C	L = 7.90 W = 6.604 H = 2.718
CER0004A	GPS L2 Monoblock Ceramic BPF		1217.6-1237.6	IL: 1.5 RL: 10.0	35 dB @ 1087.6 7 dB @ 1192.6 7 dB @ 1262.6 30 dB @ 1367.6	0°C to +25°C	L = 11.75 W = 9.92 H = 4.5
CER0005A	GPS L1 Monoblock Ceramic BPF		1564.4-1584.4	IL: 1.5 RL: 10.0	35 dB @ 1435.4 7 dB @ 1540.4 7 dB @ 1610.4 30 dB @ 1715.4	0°C to +25°C	L = 11.75 W = 7.55 H = 4.5
CER0021A	PCS Tx Monoblock Ceramic BPF		1930-1990	IL: 1.9 RL: 10.5	15.5 dB @ 1742 26.5 dB @ 2274	0°C to +25°C	L = 7.899 W = 6.472 H = 2.718
CER0032A	GPS L1 Monoblock Ceramic BPF		1573.42- 1577.42	IL: 1.5 RL: 11.0	50 dB @ 849 20 dB @ 1710 45 dB @ 1850 20 dB @ 2400	-40°C to +85°C	L = 4.0 W = 4.1 H = 2.0



Ceramic Filters

The following catalog products are recommended for new applications. If the product required is not shown, we may have a customized product for your application. Please contact your CTS Representative for availability.

Model	Description	Picture	Passband (MHz)	IL (dB) RL (dB)	Attenuation (MHz)	Temp. Range	Package Size (mm)
CER0059A	PCS Ceramic Monoblock BPF		1930-1990	IL: 3.8 RL: 10.0	37 dB @ 1910 10 dB @ 3700	0°C to +50°C	L = 7.05 W = 5.65 H = 3.93
CER0074A	DAB Ceramic Monoblock BPF		1452-1492	IL: 1.0 RL: 10.0	40 dB @ 1242	-40°C to +85°C	L = 5.58 W = 4.99 H = 3.2
CER0074B	DAB 1472 MHz MonoBlock Ceramic BPF		1452-1492	IL: -1.0 RL: -10.0 Ripple: -0.4	-30 dB @ 960 -22 dB @ 1800	-40°C To +85°C	L = 5.58 W = 4.99 H = 3.2
CER0081A	TCAS Ceramic Monoblock BPF		1027-1033	IL: 1.7 RL: 12.0	15 dB @ 1005 18.0 dB @ 1055 40.0 dB @ 1090	0°C To 25°C	L = 33.58 W = 11.25 H = 7.85
CER0104A	800 MHz Rx Monoblock Ceramic BPF		824-849	IL: 2.6 RL: 10.0	35 dB @ 686.5 12 dB @ 804 20 dB @ 869	0°C to +70°C	L = 6.95 W = 8.9 H = 3.83
CER0105A	800 MHz Tx Monoblock Ceramic BPF		869-894	IL: 2.7 RL: 10.0	32 dB @ 849	0°C to +70°C	L = 6.95 W = 8.51 H = 3.83
CER0109A	W-CDMA Rx Monoblock Ceramic BPF		1920-1980	IL: 2.5 RL: 10.0	30 dB @ 1830 24 dB @ 1840 27 dB @ 2060	-40°C to +85°C	L = 6.95 W = 5.41 H = 3.83



Ceramic Filters

The following catalog products are recommended for new applications. If the product required is not shown, we may have a customized product for your application. Please contact your CTS Representative for availability.

Model	Description	Picture	Passband (MHz)	IL (dB) RL (dB)	Attenuation (MHz)	Temp. Range	Package Size (mm)
CER0109B	W-CDMA 1950 MHz Monoblock Ceramic BPF		1920-1980	IL: 1.8 RL: 10.0 Ripple: 0.8	30 dB @ 1830 24 dB @ 1840 24 dB @ 2060	-10°C To +85°C	L = 7.05 W = 5.61 H = 3.93
CER0110A	W-CDMA Tx Monoblock Ceramic BPF		2110-2170	IL: 3.0 RL: 10.0	30 dB @ 1800 22 dB @ 1980 25 dB @ 2300	-40°C to +85°C	L = 6.95 W = 4.83 H = 3.83
CER0110B	W-CDMA 2140 MHz Monoblock Ceramic BPF		2110-2170	IL: 1.9 RL: 10.0 Ripple: 1.0	30 dB @ 1800 22 dB @ 1980 25 dB @ 2300	-40°C To +85°C	L = 7.05 W = 5.03 H = 3.93
CER0117A	800 MHz Ceramic Monoblock BPF		869-894	IL: 1.6 RL: 10.0	35 dB @ 754 14 dB @ 849	0°C to +70°C	L = 14.74 W = 12.32 H = 6.0
CER0136A	CDMA Ceramic Monoblock BPF		462-468	IL: 1.8 RL: 10.0 Ripple: 0.75	40.0 dB @ 375 40.0 dB @ 555	-40°C To +85°C	L = 14.74 W = 16.6 H = 6.0
CER0137A	PCS Ceramic Monoblock BPF		1930-1990	IL: 1.8 RL: 10.0 Ripple: 0.5	30.0 dB @ 1840 30.0 dB @ 2080	0°C To 70°C	L = 14.74 W = 5.28 H = 6.0
CER0168B	OTHER 1068 MHz MonoBlock Ceramic BPF		1050.5-1085.5	IL: -1.1 RL: -10.0 Ripple: -0.4	-15 dB @ 915 -10 dB @ 1220	-40°C To +85°C	L = 7.05 W = 10.3 H = 3.93



Ceramic Filters








The following catalog products are recommended for new applications. If the product required is not shown, we may have a customized product for your application. Please contact your CTS Representative for availability.

Model	Description	Picture	Passband (MHz)	IL (dB) RL (dB)	Attenuation (MHz)	Temp. Range	Package Size (mm)
CER0171A	W-CDMA Ceramic Monoblock BPF		2100-2180	IL: 2.4 RL: 10.0 Ripple: 1.5	30 dB @ 2010 30 dB @ 2210	-10°C to +80°C	L = 16.42 W = 6.03 H = 4.85
CER0183A	BBW 3285 MHz MonoBlock Ceramic BPF		3260 - 3310	IL: -1.5 RL: -14.0 Ripple: 0.5	-40 dB @ 3060 -10 dB @ 3185 -10 dB @ 3385 -40 dB @ 3560	-40°C To +85°C	L = 11.75 W = 6.9 H = 4.6
CER0184A	BBW 3335 MHz MonoBlock Ceramic BPF		3310 - 3360	IL: -1.5 RL: -14.0 Ripple: 0.5	-40 dB @ 3610 -40 dB @ 3210 -10 dB @ 3235 -10 dB @ 3435	-40°C To +85°C	L = 11.75 W = 6.9 H = 4.6
CER0185A	BBW 3450 MHz MonoBlock Ceramic BPF		3400 - 3500	IL: -1.6 RL: -12.0 Ripple: 0.5	-20 dB @ 3250 -20 dB @ 3650	-40°C To +85°C	L = 11.75 W = 6.9 H = 4.6
CER0186A	BBW 3525 MHz MonoBlock Ceramic BPF		3500 - 3550	IL: -1.5 RL: -14.0 Ripple: 0.5	-40 dB @ 3800 -40 dB @ 3300 -10 dB @ 3425 -10 dB @ 3625	-40°C To +85°C	L = 11.75 W = 6.9 H = 4.6
CER0187A	BBW 3575 MHz MonoBlock Ceramic BPF		3550 - 3600	IL: -1.5 RL: -14.0 Ripple: 0.5	-40 dB @ 3350 -10 dB @ 3475 -10 dB @ 3675 -40 dB @ 3850	-40°C To +85°C	L = 11.75 W = 6.9 H = 4.6
CER0188A	BBW 3425 MHz MonoBlock Ceramic BPF		3400 - 3450	IL: -1.5 RL: -14.0 Ripple: 0.5	-40 dB @ 3200 -10 dB @ 3325 -10 dB @ 3525 -40 dB @ 3700	-40°C To +85°C	L = 11.75 W = 6.9 H = 4.6



Ceramic Filters








The following catalog products are recommended for new applications. If the product required is not shown, we may have a customized product for your application. Please contact your CTS Representative for availability.

Model	Description	Picture	Passband (MHz)	IL (dB) RL (dB)	Attenuation (MHz)	Temp. Range	Package Size (mm)
CER0189A	BBW 3425 MHz MonoBlock Ceramic BPF		3450-3500	IL: -1.5 RL: -14.0 Ripple: -0.5	-40 dB @ 3250 -10 dB @ 3375 -10 dB @ 3575 -40 dB @ 3750	-40°C To +85°C	L = 11.75 W = 6.9 H = 4.6
CER0202A	W-CDMA Tx Monoblock Ceramic BPF		2110-2170	IL: 2.5 RL: 10.0 Ripple: 1.0	15 dB @ 2090 15 dB @ 2190 35 dB @ 1980	-40°C to +85°C	L = 16.42 W = 6.1 H = 4.85
CER0202B	W-CDMA 2140 MHz Monoblock Ceramic BPF		2110 - 2170	IL: 2.6 RL: 10.0 Ripple: 1.2	35 dB @ 1980 22 dB @ 2090 22 dB @ 2190	-40°C To +85°C	L = 16.42 W = 6.30 H = 4.85
CER0205A	W-CDMA Tx Monoblock Ceramic BPF		1920-1980	IL: 2.5 RL: 10.0 Ripple: 1.0	15 dB @ 1900 15 dB @ 2000 35 dB @ 2110	-40°C to +85°C	L = 16.42 W = 6.1 H = 4.85
CER0205B	W-CDMA 1950 MHz Monoblock Ceramic BPF		1920 - 1980	IL: 2.6 RL: 10.0 Ripple: 1.2	22 dB @ 1900 22 dB @ 2000 35 dB @ 2110	-40°C To +85°C	L = 16.42 W = 6.80 H = 4.85
CER0206A	PCS Tx Monoblock Ceramic BPF		1850-1910	IL: 1.9 RL: 10.0 Ripple: 0.8	15 dB @ 1780 15 dB @ 1980	-40°C to +85°C	L = 7.05 W = 5.9 H = 4.0
CER0206B	1880 MHz Ceramic Monoblock BPF		1850-1910	IL: -3.5 Ripple: 2.6 RL: -10.0	-30 dB @ 1930	-40°C To +85°C	L = 7.05 W = 5.9 H = 4.0



Ceramic Filters








The following catalog products are recommended for new applications. If the product required is not shown, we may have a customized product for your application. Please contact your CTS Representative for availability.

Model	Description	Picture	Passband (MHz)	IL (dB) RL (dB)	Attenuation (MHz)	Temp. Range	Package Size (mm)
CER0220A	PCS Tx Monoblock Ceramic BPF		1850-1910	IL: 3.3 RL: 8.0 Ripple: 2.0	13 dB @ 1920 17 dB @ 1930	0°C to +45°C	L = 13.67 W = 5.64 H = 6.12
CER0221A	PCS Rx Monoblock Ceramic BPF		1930-1990	IL: 2.8 RL: 8.0 Ripple: 2.0	13.5 dB @ 1920 13.5 dB @ 1910	0°C to +45°C	L = 13.67 W = 5.64 H = 6.12
CER0228A	BBW 800 MH MonoBlock Ceramic BPF		806 - 902	IL: -1.2 RL: -12.0 Ripple: 0.5	-24 dB @ 756 -24 dB @ 952 -45 dB @ 1400	-40°C To +85°C	L = 33.8 W = 9.7 H = 6.5
CER0230A	AMPS 836.5 MHz Monoblock Ceramic BPF		824 - 849	IL: 2.5 RL: 10.0 Ripple: 0.5	50 dB @ 869 30 dB @ 804	-40°C To +85°C	L = 33.8 W = 13.3 H = 6.5
CER0230B	AMPS 836.5 MHz Monoblock Ceramic BPF		824 - 849	IL: 2.8 RL: 10.0 Ripple: 0.8	50 dB @ 869 25 dB @ 859 30 dB @ 804	-40°C To +85°C	L = 33.8 W = 13.3 H = 6.5
CER0230C	AMPS 836.5 MHz Monoblock Ceramic BPF		824 - 849	IL: 3.4 RL: 10.0 Ripple: 1.1	50 dB @ 869 35 dB @ 859 30 dB @ 804	-40°C To +85°C	L = 33.8 W = 13.33 H = 6.5
CER0231A	AMPS 881.5 MHz Monoblock Ceramic BPF		869 - 894	IL: 2.5 RL: 10.0 Ripple: 0.5	50 dB @ 849 30 dB @ 914	-40°C To +85°C	L = 33.80 W = 12.90 H = 6.50



Ceramic Filters








The following catalog products are recommended for new applications. If the product required is not shown, we may have a customized product for your application. Please contact your CTS Representative for availability.

Model	Description	Picture	Passband (MHz)	IL (dB) RL (dB)	Attenuation (MHz)	Temp. Range	Package Size (mm)
CER0231B	AMPS 881.5 MHz Monoblock Ceramic BPF		869 - 894	IL: 2.8 RL: 10.0 Ripple: 0.8	50 dB @ 849 25 dB @ 859 30 dB @ 914	-40°C To +85°C	L = 33.80 W = 12.90 H = 6.50
CER0231C	AMPS 881.5 MHz Monoblock Ceramic BPF		869 - 894	IL: 3.4 RL: 10.0 Ripple: 1.1	50 dB @ 849 35 dB @ 859 30 dB @ 914	-40°C To +85°C	L = 33.80 W = 12.90 H = 6.50
CER0232A	GSM 902.5 MHz Monoblock Ceramic BPF		890 - 915	IL: 2.5 RL: 10.0 Ripple: 0.5	50 dB @ 935 30 dB @ 870	-40°C To +85°C	L = 33.80 W = 12.60 H = 6.50
CER0232B	GSM 902.5 MHz Monoblock Ceramic BPF		890 - 915	IL: 2.8 RL: 10.0 Ripple: 0.8	50 dB @ 935 25 dB @ 925 30 dB @ 870	-40°C To +85°C	L = 33.80 W = 12.60 H = 6.50
CER0232C	GSM 902.5 MHz Monoblock Ceramic BPF		890 - 915	IL: 3.4 RL: 10.0 Ripple: 1.3	50 dB @ 935 35 dB @ 925 30 dB @ 870	-40°C To +85°C	L = 33.80 W = 12.60 H = 6.50
CER0233A	GSM 947.5 MHz Monoblock Ceramic BPF		935 - 960	IL: 2.5 RL: 10.0 Ripple: 0.5	50 dB @ 915 30 dB @ 980	-40°C To +85°C	L = 33.80 W = 12.20 H = 6.50
CER0233B	GSM 947.5 MHz Monoblock Ceramic BPF		935 - 960	IL: 2.8 RL: 10.0 Ripple: 0.8	50 dB @ 915 25 dB @ 925 30 dB @ 980	-40°C To +85°C	L = 33.80 W = 12.20 H = 6.50



Ceramic Filters








The following catalog products are recommended for new applications. If the product required is not shown, we may have a customized product for your application. Please contact your CTS Representative for availability.

Model	Description	Picture	Passband (MHz)	IL (dB) RL (dB)	Attenuation (MHz)	Temp. Range	Package Size (mm)
CER0233C	GSM 947.5 MHz Monoblock Ceramic BPF		935 - 960	IL: 3.4 RL: 10.0 Ripple: 1.3	50 dB @ 915 35 dB @ 925 30 dB @ 980	-40°C To +85°C	L = 33.80 W = 12.20 H = 6.50
CER0234A	EGSM 907.5 MHz Monoblock Ceramic BPF		880 - 915	IL: 2.8 RL: 10.0 Ripple: 1.0	20 dB @ 925 10 dB @ 870	-40°C To +85°C	L = 33.80 W = 12.60 H = 6.50
CER0234B	EGSM 907.5 MHz Monoblock Ceramic BPF		880 - 915	IL: 3.2 RL: 10.0 Ripple: 1.3	35 dB @ 925 10 dB @ 870	-40°C To +85°C	L = 33.80 W = 12.60 H = 6.50
CER0235A	EGSM 942.5 MHz Monoblock Ceramic BPF		925 - 960	IL: 2.8 RL: 10.0 Ripple: 1.0	20 dB @ 915 10 dB @ 970	-40°C To +85°C	L = 33.80 W = 12.20 H = 6.50
CER0235B	EGSM 942.5 MHz Monoblock Ceramic BPF		925 - 960	IL: 3.2 RL: 10.0 Ripple: 1.3	35 dB @ 915 10 dB @ 970	-40°C To +85°C	L = 33.80 W = 12.20 H = 6.50
CER0236A	AMPS 836.5 MHz Monoblock Ceramic BPF		824 - 849	IL: 3.5 RL: 10.0 Ripple: 0.7	40 dB @ 869 10 dB @ 804	-40°C To +85°C	L = 21.54 W = 8.90 H = 4.00
CER0236B	AMPS 836.5 MHz Monoblock Ceramic BPF		824 - 849	IL: 3.5 RL: 10.0 Ripple: 1.0	50 dB @ 869 10 dB @ 804	-40°C To +85°C	L = 21.54 W = 8.90 H = 4.00



Ceramic Filters

The following catalog products are recommended for new applications. If the product required is not shown, we may have a customized product for your application. Please contact your CTS Representative for availability.

Model	Description	Picture	Passband (MHz)	IL (dB) RL (dB)	Attenuation (MHz)	Temp. Range	Package Size (mm)
CER0237A	AMPS 881.5 MHz Monoblock Ceramic BPF		869 - 894	IL: 3.5 RL: 10.0 Ripple: 0.7	40 dB @ 849 10 dB @ 914	-40°C To +85°C	L = 21.54 W = 8.60 H = 4.00
CER0237B	AMPS 881.5 MHz Monoblock Ceramic BPF		869 - 894	IL: 3.5 RL: 10.0 Ripple: 1.0	50 dB @ 849 10 dB @ 914	-40°C To +85°C	L = 21.54 W = 8.60 H = 4.00
CER0237C	Amps 881.5 MHz MonoBlock Ceramic BPF		869-894	IL: -5.0 RL: -12.0 Ripple: -0.5	-21 dB @ 850 -21 dB @ 925	-40°C To +85°C	L = 21.54 W = 8.6 H = 4.0
CER0238A	GSM 902.5 MHz Monoblock Ceramic BPF		890 - 915	IL: 3.5 RL: 10.0 Ripple: 0.7	40 dB @ 935 10 dB @ 870	-40°C To +85°C	L = 21.54 W = 8.50 H = 4.00
CER0238B	GSM 902.5 MHz Monoblock Ceramic BPF		890 - 915	IL: 3.5 RL: 10.0 Ripple: 1.0	50 dB @ 935 10 dB @ 870	-40°C To +85°C	L = 21.54 W = 8.50 H = 4.00
CER0239A	GSM 947.5 MHz Monoblock Ceramic BPF		935 - 960	IL: 3.5 RL: 10.0 Ripple: 0.7	40 dB @ 915 10 dB @ 980	-40°C To +85°C	L = 21.54 W = 8.30 H = 4.00
CER0239B	GSM 947.5 MHz Monoblock Ceramic BPF		935 - 960	IL: 3.5 RL: 10.0 Ripple: 1.0	50 dB @ 915 10 dB @ 980	-40°C To +85°C	L = 21.54 W = 8.30 H = 4.00



Ceramic Filters

The following catalog products are recommended for new applications. If the product required is not shown, we may have a customized product for your application. Please contact your CTS Representative for availability.

Model	Description	Picture	Passband (MHz)	IL (dB) RL (dB)	Attenuation (MHz)	Temp. Range	Package Size (mm)
CER0241C	EGSM 942.5 MHz MonoBlock Ceramic BPF		925-960	IL: 5.0 RL: 12.0 Ripple: 0.5	20 dB @ 890 18 dB @ 990 8 dB @ 1900	-40°C To +85°C	L = 21.54 W = 8.3 H = 4.0
CER0242A	DCS 1747.5 MHz Monoblock Ceramic BPF		1710 - 1785	IL: 2.3 RL: 10.0 Ripple: 1.0	15 dB @ 1805 15 dB @ 1690	-40°C To +85°C	L = 16.42 W = 7.40 H = 4.85
CER0242B	DCS 1747.5 MHz Monoblock Ceramic BPF		1710 - 1785	IL: 2.4 RL: 10.0 Ripple: 1.2	24 dB @ 1805 20 dB @ 1690	-40°C To +85°C	L = 16.42 W = 7.40 H = 4.85
CER0243A	DCS 1842.5 MHz Monoblock Ceramic BPF		1805 - 1880	IL: 2.3 RL: 10.0 Ripple: 1.0	15 dB @ 1785 15 dB @ 1900	-40°C To +85°C	L = 16.42 W = 7.20 H = 4.85
CER0243B	DCS 1842.5 MHz Monoblock Ceramic BPF		1805 - 1880	IL: 2.4 RL: 10.0 Ripple: 1.2	24 dB @ 1785 20 dB @ 1900	-40°C To +85°C	L = 16.42 W = 7.20 H = 4.85
CER0243D	DCS 1842.5 MHz Monoblock Ceramic BPF		1805 - 1880	IL: 3.0 RL: 10.0 Ripple: 1.8	26 dB @ 1785 40 dB @ 1940	-40°C To +85°C	L = 16.42 W = 7.20 H = 4.85
CER0244A	PCS 1880 MHz Monoblock Ceramic BPF		1850 - 1910	IL: 2.5 RL: 10.0 Ripple: 1.0	15 dB @ 1830 15 dB @ 1930	-40°C To +85°C	L = 16.42 W = 7.10 H = 4.85



Ceramic Filters


The following catalog products are recommended for new applications. If the product required is not shown, we may have a customized product for your application. Please contact your CTS Representative for availability.

Model	Description	Picture	Passband (MHz)	IL (dB) RL (dB)	Attenuation (MHz)	Temp. Range	Package Size (mm)
CER0244B	PCS 1880 MHz Monoblock Ceramic BPF		1850 - 1910	IL: 2.6 RL: 10.0 Ripple: 1.2	20 dB @ 1830 22 dB @ 1930	-40°C To +85°C	L = 16.42 W = 7.10 H = 4.85
CER0244E	PCS 1882.5 MHz MonoBlock Ceramic BPF		1850 - 1915	IL: 2.5 RL: 10.0 Ripple: 1.0	15 dB @ 1930 12 dB @ 2075	-40°C To +85°C	L = 16.42 W = 7.1 H = 4.85
CER0244G	PCS 1882.5 MHz MonoBlock Ceramic BPF		1850 - 1915	IL: 2.2 RL: 10.0 Ripple: 0.8	12 dB @ 1995 12 dB @ 2075	-40°C To +85°C	L = 16.42 W = 7.1 H = 4.85
CER0245A	PCS 1960 MHz Monoblock Ceramic BPF		1930 - 1990	IL: 2.5 RL: 10.0 Ripple: 1.0	15 dB @ 2010 15 dB @ 1910	-40°C To +85°C	L = 16.42 W = 6.80 H = 4.85
CER0245B	PCS 1960 MHz Monoblock Ceramic BPF		1930 - 1990	IL: 2.6 RL: 10.0 Ripple: 1.2	20 dB @ 2010 22 dB @ 1910	-40°C To +85°C	L = 16.42 W = 6.80 H = 4.85
CER0245E	PCS 1962.5 MHz MonoBlock Ceramic BPF		1930 - 1995	IL: 2.5 RL: 10.0 Ripple: 1.0	12 dB @ 2075 15 dB @ 1915	-40°C To +85°C	L = 16.42 W = 6.8 H = 4.85
CER0245F	PCS 1962.5 MHz MonoBlock Ceramic BPF		1930 - 2000	IL: 2.5 RL: 10.0 Ripple: 1.0	15 dB @ 1910 15 dB @ 2020	-40°C To +85°C	L = 16.42 W = 6.8 H = 4.85



Ceramic Filters

The following catalog products are recommended for new applications. If the product required is not shown, we may have a customized product for your application. Please contact your CTS Representative for availability.

Model	Description	Picture	Passband (MHz)	IL (dB) RL (dB)	Attenuation (MHz)	Temp. Range	Package Size (mm)
CER0246C	DCS 1747.5 MHz Monoblock Ceramic BPF		1710 - 1785	IL: 3.3 RL: 10.0 Ripple: 2.0	25 dB @ 1805 18 dB @ 1795	-40°C To +85°C	L = 27.90 W = 7.70 H = 5.72
CER0247C	DCS 1842.5 MHz Monoblock Ceramic BPF		1805 - 1880	IL: 3.3 RL: 10.0 Ripple: 2.1	30 dB @ 1785 18 dB @ 1795 10 dB @ 1900	-40°C To +85°C	L = 27.90 W = 7.30 H = 5.72
CER0247E	DCS 1842.5 MHz Monoblock Ceramic BPF		1805 - 1880	IL: 3.9 RL: 10.0 Ripple: 2.6	10 dB @ 1900 28 dB @ 1795 30 dB @ 1785	-40°C To +85°C	L = 27.90 W = 7.30 H = 5.72
CER0248C	PCS 1880 MHz Monoblock Ceramic BPF		1850 - 1910	IL: 3.7 RL: 10.0 Ripple: 2.1	30 dB @ 1930 20 dB @ 1920 10 dB @ 1830	-40°C To +85°C	L = 27.90 W = 7.20 H = 5.72
CER0249C	PCS 1880 MHz Monoblock Ceramic BPF		1930 - 1990	IL: 3.9 RL: 10.0 Ripple: 2.2	32 dB @ 1910 19 dB @ 1920 10 dB @ 2010	-40°C To +85°C	L = 27.90 W = 7.00 H = 5.72
CER0263B	BBW 2.593 GHz MonoBlock Ceramic BPF		2495-2690	IL: -2.0 RL: -10.0 Ripple: -0.8	-40 dB @ 2222 -25 dB @ 2963	-40°C To +85°C	L = 6.8 W = 5.0 H = 2.4
CER0263C	BBW 2.25 GHz MonoBlock Ceramic BPF		2150 - 2350	IL: -2.0 RL: -10.0 Ripple: 0.8	-40 dB @ 1650 -30 dB @ 2850	-40°C To +85°C	L = 6.8 W = 5.7 H = 2.4



Ceramic Filters

The following catalog products are recommended for new applications. If the product required is not shown, we may have a customized product for your application. Please contact your CTS Representative for availability.

Model	Description	Picture	Passband (MHz)	IL (dB) RL (dB)	Attenuation (MHz)	Temp. Range	Package Size (mm)
CER0273B	OTHER 1007.1 MHz MonoBlock Ceramic BPF		994-1020	IL: -1.1 RL: -10.0 Ripple: -0.4	-15 dB @ 862 -10 dB @ 1152	-40°C To +85°C	L = 7.05 W = 10.92 H = 3.93
CER0278C	BBW 3.687 GHz MonoBlock Ceramic BPF		3675 - 3700	IL: -3.0 RL: -12.0 Ripple: 0.5	-40 dB @ 3216 -20 dB @ 3000 -13 dB @ 3630 -35 dB @ 4000	-40°C To +85°C	L = 8.4 W = 5.6 H = 3.0
CER0279B	BBW 3.425 GHz MonoBlock Ceramic BPF		3400 - 3450	IL: -3.6 RL: -10.0 Ripple: 1.0	-25 dB @ 3525	-40°C To +85°C	L = 8.4 W = 5.3 H = 3.0
CER0280A	BBW 1400 MHz MonoBlock Ceramic BPF		1351-1426	IL: -1.5 RL: -12.0 Ripple: -0.5	-20 dB @ 1239 -50 dB @ 676	-40°C To +85°C	L = 10.0 W = 7.8 H = 4.0
CER0282A	2124 MHz Ceramic BPF		2027-2222	IL: 2.0 RL: 12.0 Ripple: 1.0	50 dB @ 469-768 38 dB @ 768-1536 30 dB @ 1536-1754 15 dB @ 2495-2690	-40°C To +85°C	L = 6.8 W = 5.2 H = 2.4
CER0284A	BBW 2592 MHz Ceramic BPF		2470-2715	IL: 2.0 RL: 12.0 Ripple: 0.9	50 dB @ 768-1754 40 dB @ 1754-2222 20 dB @ 2222-2360 30 dB @ 2963-3158	-40°C To +85°C	L = 8.84 W = 5.02 H = 2.85
CER0284B	BBW 2592 MHz Ceramic BPF		2495-2690	IL: 2.0 RL: 10.0 Ripple: 0.9	50 dB @ 768-1754 40 dB @ 1754-2222 3 dB @ 2222-2456 25 dB @ 2963-3158	-40°C To +85°C	L = 8.84 W = 5.02 H = 2.85



Ceramic Filters








The following catalog products are recommended for new applications. If the product required is not shown, we may have a customized product for your application. Please contact your CTS Representative for availability.

Model	Description	Picture	Passband (MHz)	IL (dB) RL (dB)	Attenuation (MHz)	Temp. Range	Package Size (mm)
CER0293A	BBW 2600 MHz MonoBlock Ceramic BPF		2420-2720	IL: -2.2 RL: -8.0	-25 dB @ 2180 -25 dB @ 3000	-40°C To +85°C	L = 9.91 W = 4.03 H = 4.0
CER0293B	BBW 2550 MHz Ceramic BPF		2400-2700	IL: 2.2 RL: 10.0	25 dB @ 2160 25 dB @ 3000-4500	-40°C To +85°C	L = 9.91 W = 3.1 H = 4.0
CER0295B	W-CDMA 2.594 GHz MonoBlock Ceramic BPF		2496-2692	IL: -1.6 RL: -10.0 Ripple: 1.0	-40 dB @ 1796 -24 dB @ 2396 -24 dB @ 2792 -20 dB @ 4001	-40°C To +85°C	L = 15.5 W = 6.5 H = 4.3
CER0295C	W-CDMA 2.594 GHz MonoBlock Ceramic BPF		2476-2710	IL: -2.0 RL: -10.0 Ripple: 1.0	-30 dB @ 2300 -15 dB @ 2774	-40°C To +85°C	L = 15.5 W = 6.5 H = 4.3
CER0295G	W-CDMA 2.594 GHz MonoBlock Ceramic BPF		2496-2692	IL: -2.5 RL: -10.0 Ripple: 1.5	-34 dB @ 2396 -34 dB @ 2792	-40°C To +85°C	L = 15.5 W = 6.5 H = 4.3
CER0308A	BBW 3318 MHz Ceramic BPF		3312-3324	IL: 3.0 RL: 14.0	25 dB @ 2160 25 dB @ 3000-4500	-40°C To +85°C	L = 9.91 W = 3.1 H = 4.0
CER0308B	BBW 3318 MHz Ceramic BPF		3312-3324	IL: 3.0 RL: 14.0 Ripple: 0.5	35 dB @ 3070-3082 30 dB @ 3191-3203 15 dB @ 3242-3254 12 dB @ 3388-3400	-40°C To +85°C	L = 8.4 W = 5.6 H = 2.8



Ceramic Filters



The following catalog products are recommended for new applications. If the product required is not shown, we may have a customized product for your application. Please contact your CTS Representative for availability.

Model	Description	Picture	Passband (MHz)	IL (dB) RL (dB)	Attenuation (MHz)	Temp. Range	Package Size (mm)
CER0309B	BBW 3394 MHz Ceramic BPF		3388-3400	IL: 3.0 RL: 14.0 Ripple: 0.5	40 dB @ 2904-2916 35 dB @ 3146-3158 30 dB @ 3267-3279 20 dB @ 3312-3324	-40°C To +85°C	L = 8.4 W = 5.6 H = 2.8
CER0310B	BBW 3.75 GHz MonoBlock Ceramic BPF		3600 - 3700	IL: -2.0 RL: -10.0 Ripple: 0.5	-40 dB @ 3000 -33 dB @ 3350 -30 dB @ 3950	-40°C To +85°C	L = 11.75 W = 5.9 H = 4.6
CER0311B	BBW 3.75 GHz MonoBlock Ceramic BPF		3700 - 3800	IL: -2.0 RL: -10.0 Ripple: 0.5	-40 dB @ 3100 -33 dB @ 3450 -30 dB @ 4050	-40°C To +85°C	L = 11.75 W = 6.4 H = 4.6
CER0312A	OTHER 3550 MHz MonoBlock Ceramic BPF		3300-3800	IL: -1.5 RL: -12.0 Ripple: 1.0	-40 dB @ 2700	-40°C To +85°C	L = 10.03 W = 3.69 H = 3.68
CER0325C	BBW 3.500 GHz MonoBlock Ceramic BPF		3400 - 3600	IL: -1.7 RL: -10.0 Ripple: 1.0	-38 dB @ 3150 -35 dB @ 3800	-40°C To +85°C	L = 6.8 W = 5.7 H = 2.4
CER0325D	BBW 3.550 GHz MonoBlock Ceramic BPF		3499 - 3600	IL: -1.5 RL: -12.0 Ripple: -0.5	-40 dB @ 2688 -45 dB @ 3144	-40°C To +85°C	L = 6.8 W = 5.8 H = 2.4
CER0325E	BBW 3.450 GHz MonoBlock Ceramic BPF		3399 - 3500	IL: -1.5 RL: -12.0 Ripple: -0.5	-40 dB @ 2588 -45 dB @ 3044	-40°C To +85°C	L = 6.8 W = 5.8 H = 2.4



Ceramic Filters

The following catalog products are recommended for new applications. If the product required is not shown, we may have a customized product for your application. Please contact your CTS Representative for availability.

Model	Description	Picture	Passband (MHz)	IL (dB) RL (dB)	Attenuation (MHz)	Temp. Range	Package Size (mm)
CER0342A	1912.5 MHz Ceramic BPF		1800-2025	IL: 1.5 RL: 12.0 Ripple: 1.0	25 dB @ 1575 35 dB @ 3300-3800 15 dB @ 3800-4050	-40°C To +85°C	L = 10.03 W = 5.78 H = 3.68
CER0347B	BBW 2.35 GHz MonoBlock Ceramic BPF		2300 - 2400	IL: -2.0 RL: -10.0 Ripple: 1.0	-40 dB @ 2100 -33 dB @ 2600	-40°C To +85°C	L = 10.2 W = 7.9 H = 4.0
CER0348B	BBW 2.593 GHz MonoBlock Ceramic BPF		2496 - 2690	IL: -2.0 RL: -10.0 Ripple: 1.0	-40 dB @ 2300 -40 dB @ 2900	-40°C To +85°C	L = 10.2 W = 7.6 H = 4.0
CER0349B	BBW 3.5 GHz MonoBlock Ceramic BPF		3400 - 3600	IL: -2.0 RL: -12.0 Ripple: 1.0	-28dB @ 3240 -28 dB @ 3760	-40°C To +85°C	L = 10.2 W = 6.2 H = 4.0
CER0349D	BBW 3.5 GHz MonoBlock Ceramic BPF		3380 - 3620	IL: -2.0 RL: -10.0 Ripple: 0.8	-30dB @ 3200 -30 dB @ 3800	-40°C To +85°C	L = 10.2 W = 6.2 H = 4.0
CER0349E	BBW 3.5 GHz MonoBlock Ceramic BPF		3400 - 3600	IL: -2.0 RL: -12.0 Ripple: 0.5	-40 dB @ 3100 -25 dB @ 3250 -25 dB @ 3750	-40°C To +85°C	L = 10.2 W = 6.7 H = 4.0
CER0357B	BBW 2.593 GHz MonoBlock Ceramic BPF		2495-2690	IL: -2.0 RL: -10.0 Ripple: -0.8	-40 dB @ 2222 -25 dB @ 2963	-40°C To +85°C	L = 6.8 W = 5.0 H = 2.4



Ceramic Filters



The following catalog products are recommended for new applications. If the product required is not shown, we may have a customized product for your application. Please contact your CTS Representative for availability.

Model	Description	Picture	Passband (MHz)	IL (dB) RL (dB)	Attenuation (MHz)	Temp. Range	Package Size (mm)
CER0357C	1575 MHz MonoBlock Ceramic BPF		1524-1615	IL: 1.7 RL: 14.0 Ripple: 1.0	40 dB @ 1400 18 dB @ 1475 18 dB @ 1675 40 dB @ 1800	-40°C To +85°C	L = 10.0 W = 6.8 H = 4.0
CER0358B	GPS 1227 MHz MonoBlock Ceramic BPF		1182 - 1272	IL: 1.7 RL: 13.0 Ripple: 0.6	40 dB @ 700 40 dB @ 1050 40 dB @ 1450 35 dB @ 1750	-40°C To +85°C	L = 10.0 W = 9.2 H = 4.0
CER0362A	BBW 2400 MHz Ceramic BPF		2300-2500	IL: 1.5 RL: 10.0 Ripple: 1.0	35 dB @ 1600 25 dB @ 2200 25 dB @ 2600 35 dB @ 3200-4000	-40°C To +85°C	L = 15.5 W = 6.7 H = 4.3
CER0366A	DCS 1747.5 MHz MonoBlock Ceramic BPF		1710-1785	IL: -2.5 RL: -12.0 Ripple: 1.0	30 dB @ 1690 10 dB @ 1700 25 dB @ 1805 30 dB @ 2000	-40°C To +85°C	L = 33.655 W = 11.176 H = 8.436
CER0367A	BBW 2.45 GHz MonoBlock Ceramic BPF		2400-2500	IL: -1.2 RL: -12.0 Ripple: 0.5	-40 dB @ 2100 -30 dB @ 2800	-40°C To +85°C	L = 11.75 W = 5.557 H = 4.5
CER0368A	BBW 2.437 GHz MonoBlock Ceramic BPF		2412 - 2462	IL: -3.4 RL: -12.0 Ripple: 1.0	-45 dB @ 2325 -25 dB @ 2387 -25 dB @ 2487 -40 dB @ 2575	-40°C To +85°C	L = 26.3 W = 5.0 H = 4.8
CER0369A	BBW 5.4 GHz MonoBlock Ceramic BPF		4900 - 5850	IL: -1.5 RL: -10.0 Ripple: 0.8	-23dB @ 4200 -18dB @ 8000	-40°C To +85°C	L = 6.8 W = 3.8 H = 2.6



Ceramic Filters








The following catalog products are recommended for new applications. If the product required is not shown, we may have a customized product for your application. Please contact your CTS Representative for availability.

Model	Description	Picture	Passband (MHz)	IL (dB) RL (dB)	Attenuation (MHz)	Temp. Range	Package Size (mm)
CER0370A	BBW 5.6 GHz MonoBlock Ceramic BPF		5450 - 5825	IL: -1.5 RL: -10.0 Ripple: 0.8	-30dB @ 4850	-40°C To +85°C	L = 6.8 W = 3.8 H = 2.6
CER0370C	BBW 5.6 GHz MonoBlock Ceramic BPF		5470 - 5850	IL: -1.8 RL: -10.0 Ripple: 0.8	-30dB @ 4990	-40°C To +85°C	L = 6.8 W = 3.8 H = 2.6
CER0371A	DCS 1880 MHz MonoBlock Ceramic BPF		1850-1910	IL: -3.0 RL: -12.0 Ripple: 0.8	-25 dB @ 1830 -25 dB @ 1930 -25 dB @ 2000	-40°C To +85°C	L = 33.655 W = 10.7 H = 8.436
CER0373B	BBW 3.625 GHz MonoBlock Ceramic BPF		3600 - 3650	IL: -3.5 RL: -12.0 Ripple: 1.0	-25dB @ 3525	-40°C To +85°C	L = 8.4 W = 5.3 H = 3.0
CER0375B	BBW 3.687 GHz MonoBlock Ceramic BPF		3675 - 3700	IL: -3.0 RL: -12.0 Ripple: 0.5	-30dB @ 3579 -20dB @ 3600 -13dB @ 3630 -35dB @ 4000	-40°C To +85°C	L = 8.4 W = 5.6 H = 2.8
CER0393B	PCS 1950 MHz Monoblock Ceramic BPF		1920-1980	IL: 4.0 RL: 13.0 Ripple: 2.0	20 dB @ 1741-1821 40 dB @ 2110-2170	-40°C To +85°C	L = 32.5 W = 10.7 H = 8.44
CER0394A	1920 MHz Ceramic BPF		1900-1926	IL: 6.0 RL: 10.0	15 dB @ 1930-1945 25 dB @ 1945-1960 35 dB @ 1960-2000	-40°C To +85°C	L = 27.9 W = 7.2 H = 6.2



Ceramic Filters








The following catalog products are recommended for new applications. If the product required is not shown, we may have a customized product for your application. Please contact your CTS Representative for availability.

Model	Description	Picture	Passband (MHz)	IL (dB) RL (dB)	Attenuation (MHz)	Temp. Range	Package Size (mm)
CER0398A	BBW 2440 MHz Ceramic BPF		2400-2485	IL: 2.0 RL: 10.0 Ripple: 1.0	30 dB @ 2600	-40°C To +85°C	L = 6.8 W = 5.5 H = 2.3
CER0405A	BBW 3425 MHz MonoBlock Ceramic BPF		3400-3450	IL: -3.5 RL: -10.0 Ripple: -1.2	-40 dB @ 3300 -10 dB @ 3550	-40°C To +85°C	L = 10.2 W = 6.4 H = 4.4
CER0405B	BBW 3425 MHz Ceramic BPF		3400-3450	IL: 2.2 RL: 12.0 Ripple: 0.7	35 dB @ 0.1-3200 10 dB @ 3325 17 dB @ 3505 52 dB @ 3710	-40°C To +85°C	L = 10.2 W = 6.2 H = 4.0
CER0406A	BBW 3475 MHz MonoBlock Ceramic BPF		3450-3500	IL: -3.5 RL: -10.0 Ripple: -1.2	-40 dB @ 3350 -10 dB @ 3600	-40°C To +85°C	L = 10.2 W = 6.4 H = 4.4
CER0407A	BBW 3525 MHz MonoBlock Ceramic BPF		3500-3550	IL: -3.5 RL: -10.0 Ripple: -1.2	-40 dB @ 3400 -10 dB @ 3650	-40°C To +85°C	L = 10.2 W = 6.4 H = 4.4
CER0408A	BBW 3575 MHz MonoBlock Ceramic BPF		3550-3600	IL: -3.5 RL: -10.0 Ripple: -1.2	-40 dB @ 3450 -10 dB @ 3700	-40°C To +85°C	L = 10.2 W = 6.4 H = 4.4
CER0424A	Monoblock 1206 MHz Ceramic BPF		1171-1241	IL: 1.4 RL: 12.0 Ripple: 0.6	40 dB @ 0.1-1030 40 dB @ 1410	+25°C	L = 10.0 W = 5.3 H = 4.0



Ceramic Filters








The following catalog products are recommended for new applications. If the product required is not shown, we may have a customized product for your application. Please contact your CTS Representative for availability.

Model	Description	Picture	Passband (MHz)	IL (dB) RL (dB)	Attenuation (MHz)	Temp. Range	Package Size (mm)
CER0426B	BBW 897.5 MHz Ceramic BPF		4940-4990	IL: 1.6 RL: 10.0 Ripple: 0.8	30 dB @ 5250	-40°C To +85°C	L = 11.75 W = 5.3 H = 4.65
CER0454B	BBW 2.45 GHz MonoBlock Ceramic BPF		2400 - 2500	IL: -1.5 RL: -10.0 Ripple: 0.8	-30 dB @ 2200 -20 dB @ 2320 -30 dB @ 2800	-40°C To +85°C	L = 10.2 W = 5.2 H = 4.0
CER0455B	BBW 5.6 GHz MonoBlock Ceramic BPF		5470 - 5725	IL: -2.0 RL: -10.0 Ripple: 0.8	-25 dB @ 5320 -20 dB @ 5850	-40°C To +85°C	L = 15.5 W = 3.7 H = 4.3
CER0456B	BBW 5.8 GHz MonoBlock Ceramic BPF		5725 - 5850	IL: -2.0 RL: -10.0	-40 dB @ 5200 -8 dB @ 6000	-40°C To +85°C	L = 11.75 W = 3.4 H = 4.6
CER0459A	1547.5 MHz Monoblock Ceramic BPF		1525-1610	IL: 1.4 RL: 12.0 Ripple: 0.5	18 dB @ 1475 18 dB @ 1660	-40°C to +85°C	L = 14.74 W = 6.0 H = 6.0
CER0465B	BBW Ceramic BPF 3500 MHz		3400-3600	IL: 2.0 RL: 10.0 Ripple: 1.0	35 dB @ 0.1-2300 25 dB @ 3300 25 dB @ 3700 35 dB @ 4700-5470	-40°C to +85°C	L = 15.5 W = 6.0 H = 4.3
CER0468A	WCDMA Ceramic BPF 1950 MHz		1920-1980	IL: 2.0 RL: 14.0 Ripple: 1.0	35 dB @ 1710-1785	-40°C to +85°C	L = 7.05 W = 6.8 H = 3.93



Ceramic Filters








The following catalog products are recommended for new applications. If the product required is not shown, we may have a customized product for your application. Please contact your CTS Representative for availability.

Model	Description	Picture	Passband (MHz)	IL (dB) RL (dB)	Attenuation (MHz)	Temp. Range	Package Size (mm)
CER0485A	822.5 MHz Monoblock Ceramic BPF		816-849	IL: 4.0 RL: 12.0 Ripple: 2.0	40 dB @ 861-894 00 dB @ 975-1028	-40°C To +85°C	L = 32.5 W = 13.8 H = 8.44
CER0505B	7200 MHz BPF		6500-7900	IL: 5.0 RL: 10.0 Ripple: 3.5	10 dB @ 6000 25 dB @ 8500 25 dB @ 14000	-20°C to +85°C	L = 6.0 W = 5.0 H = 1.4
CER0512A	880 MHz Ceramic BPF		849-914	IL: 3.0 RL: 10.0 Ripple: 2.0	25 dB @ 0.1-230 15 dB @ 230-700 50 dB @ 1090-1350 25 dB @ 1679-1740	-40°C to +85°C	L = 14.78 W = 10.7 H = 6.0
CER0513A	797 MHz Ceramic BPF		794-800	IL: 3.0 RL: 12.0 Ripple: 1.0	48 dB @ 770-776	-40°C to +85°C	L = 13.67 W = 11.0 H = 6.3
CER0514A	773 MHz Ceramic BPF		770-776	IL: 3.2 RL: 12.0 Ripple: 1.0	25 dB @ 696-702 23 dB @ 737 48 dB @ 794-800	-40°C to +85°C	L = 13.67 W = 11.0 H = 6.3
CER0519B	BBW 4900 MHz Ceramic BPF		4940-4990	IL: 2.0 RL: 12.0 Ripple: 0.7	25 dB @ 5470	-40°C to +85°C	L = 11.5 W = 4.4 H = 4.7
CER0520A	Monoblock 1882.5 MHz Ceramic BPF		1850-1915	IL: 4.0 RL: 12.0 Ripple: 2.2	20 dB @ 1671-1756 40 dB @ 1930-1995	-40°C to +85°C	L = 28.5 W = 7.2 H = 6.1



Ceramic Filters








The following catalog products are recommended for new applications. If the product required is not shown, we may have a customized product for your application. Please contact your CTS Representative for availability.

Model	Description	Picture	Passband (MHz)	IL (dB) RL (dB)	Attenuation (MHz)	Temp. Range	Package Size (mm)
CER0525B	BBW Ceramic BPF 2592 MHz		2495-2690	IL: 1.0 RL: 12.0 Ripple: 0.5	65 dB @ 0.1-1754 60 dB @ 1755-2222 20 dB @ 2963-3158 20 dB @ 4512-5380	-40°C to +85°C	L = 25.9 W = 7.6 H = 6.7
CER0526B	BBW Ceramic BPF 2587 MHz		2445-2740	IL: 2.0 RL: 12.0 Ripple: 0.75	40 dB @ 0.1-1754 30 dB @ 1754-2222 18 dB @ 2963-3158	-40°C to +85°C	L = 10.2 W = 4.9 H = 4.1
CER0527B	BBW Ceramic BPF 2542 MHz		2495-2690	IL: 1.8 RL: 12.0 Ripple: 0.75	50 dB @ 769-1754 40 dB @ 1755-2222 3 dB @ 2223-2450 25 dB @ 2963-3158	-40°C to +85°C	L = 10.2 W = 5.4 H = 4.1
CER0528B	Ceramic BPF 2124 MHz		2027-2222	IL: 2.0 RL: 12.0 Ripple: 0.8	50 dB @ 469-768 40 dB @ 769-1536 30 dB @ 1537-1754 15 dB @ 2495-2690	-40°C to +85°C	L = 10.2 W = 5.8 H = 4.1
CER0531A	Ceramic BPF 2125 MHz		2115-2135	IL: 2.0 RL: 14.0 Ripple: 0.2	30 dB @ 1812 30 dB @ 2438	-40°C to +85°C	L = 10.2 W = 5.5 H = 4.0
CER0532B	BBW Ceramic BPF 3500 MHz		3400-3600	IL: 1.0 RL: 12.0 Ripple: 0.5	65 dB @ 0.1-2664 39 dB @ 2923-3132 18 dB @ 3868-4068 15 dB @ 6000	-40°C to +85°C	L = 25.9 W = 6.4 H = 6.7
CER0533B	BBW 3350 MHz Ceramic BPF		3175-3525	IL: 2.0 RL: 10.0 Ripple: 0.9	40 dB @ 0.1-2664 30 dB @ 2664-2950 20 dB @ 3750-4068	-40°C to +85°C	L = 10.2 W = 4.7 H = 4.0



Ceramic Filters








The following catalog products are recommended for new applications. If the product required is not shown, we may have a customized product for your application. Please contact your CTS Representative for availability.

Model	Description	Picture	Passband (MHz)	IL (dB) RL (dB)	Attenuation (MHz)	Temp. Range	Package Size (mm)
CER0534B	BBW Ceramic BPF 3500 MHz		3400-3600	IL: 2.0 RL: 12.0 Ripple: 1.0	50 dB @ 768-2664 30 dB @ 2664-3132 20 dB @ 3868-406	-40°C to +85°C	L = 10.2 W = 5.4 H = 4.1
CER0535B	BBW Ceramic BPF 3027 MHz		2923-3132	IL: 2.0 RL: 12.0 Ripple: 0.75	50 dB @ 768-1536 20 dB @ 2464-2664 13 dB @ 3400-3600 20 dB @ 3868-4068	-40°C to +85°C	L = 10.2 W = 5.8 H = 4.1
CER0628A	Satcom 2190 MHz BPF Monoblock Ceramic BPF		2180 - 2200	IL: -0.8 RL: -10.0 Ripple: 0.6	-35 @ dB @ 2000	-40°C To +85°C	L = 10.0 W = 5.22 H = 4.0
CER0671B	EGSM 897.5 MHz Monoblock Ceramic BPF		880 - 915	IL: -2.6 RL: -10.0 Ripple: 1.6	-45 dB @ 925	-40°C To +85°C	L = 32.5 W = 13.47 H = 8.0
CER0671C	EGSM 897.5 MHz Monoblock Ceramic BPF		880 - 915	IL: -3.0 RL: -10.0 Ripple: 2.0	-47 dB @ 925	-40°C To +85°C	L = 32.5 W = 13.47 H = 8.0
CER0671D	EGSM 897.5 MHz Monoblock Ceramic BPF		880 - 915	IL: -2.4 RL: -10.0 Ripple: 1.6	-25 dB @ 925	-40°C To +85°C	L = 32.5 W = 13.47 H = 8.0
CER0676A	BBW/WiMax 2400 - 2700 Monoblock Ceramic BPF		2400 - 2700	IL: -2.4 RL: -10.0	-23 dB @ 2060 -23 @ dB @ 2900	-40°C To +85°C	L = 9.91 W = 3.1 H = 4.0



Ceramic Filters








The following catalog products are recommended for new applications. If the product required is not shown, we may have a customized product for your application. Please contact your CTS Representative for availability.

Model	Description	Picture	Passband (MHz)	IL (dB) RL (dB)	Attenuation (MHz)	Temp. Range	Package Size (mm)
KFF6050A	TCAS Ceramic Monoblock BPF		1025-1035	IL: 2.5 RL: 10.0	18 dB @ 1000 35 dB @ 1100	0°C to +25°C	L = 53.850 W = 13.720 H = 12.25
KFF6052A	GPS L2 Monoblock Ceramic BPF		1212.6-1242.3	IL: 1.0 RL: 12.0	30 dB @ 1152.6 30 dB @ 1302.6	0°C to +25°C	L = 41.605 W = 12.891 H = 8.941
KFF6053A	GPS L1 Monoblock Ceramic BPF		1565.4-1585.4	IL: 1.0 RL: 12.0	30 dB @ 1500.4 30 dB @ 1650.4	0°C to +25°C	L = 41.605 W = 12.891 H = 8.128
KFF6106A	TCAS Ceramic Monoblock BPF		1087-1093	IL: 1.0 RL: 12.5	40 dB @ 970	0°C to +25°C	L = 41.605 W = 12.891 H = 10.210
KFF6133A	GPS L1 Monoblock Ceramic BPF		1574.4-1576.4	IL: 1.0 RL: 15.0	17 dB @ 1525.4	0°C to +25°C	L = 33.58 W = 7.06 H = 7.85
KFF6136A	TCAS Ceramic Monoblock BPF		1095	IL: 1.4 RL: 16.0		0°C to +25°C	L = 11.569 W = 11.569 H = 10.109
KFF6138A	TCAS Ceramic Monoblock BPF		1027-1033	IL: 1.7 RL: 12.0	15 dB @ 1005 18 dB @ 1055 40 dB @ 1090	0°C to +25°C	L = 33.580 W = 7.850 H = 10.744



Ceramic Filters








The following catalog products are recommended for new applications. If the product required is not shown, we may have a customized product for your application. Please contact your CTS Representative for availability.

Model	Description	Picture	Passband (MHz)	IL (dB) RL (dB)	Attenuation (MHz)	Temp. Range	Package Size (mm)
KFF6168A	800 MHz Ceramic Monoblock BPF		804-824	IL: 2.7 RL: 11.0	44 dB @ 850	0°C to +25°C	L = 29.399 W = 13.995 H = 4.496
KFF6193A	ISM Ceramic Monoblock BPF		902-928	IL: 2.0 RL: 10.0	30 dB @ 710	0°C to +25°C	L = 8.788 W = 7.899 H = 4.496
KFF6215A	ISM Ceramic Monoblock BPF		902-928	IL: 2.8 RL: 10.5	24.5 dB @ 849	0°C to +25°C	L = 11.748 W = 8.730 H = 4.496
KFF6242A	InMarSat Ceramic Monoblock BPF		1625.5 1660.5	IL: 1.5 RL: 12.0	30.0 dB @ 1545 20.0 dB @ 1576.5 20.0 dB @ 1710	0°C To 25°C	L = 33.58 W = 6.63 H = 7.85
KFF6338A	GPS Ceramic Monoblock BPF		1570-1581	IL: 1.5 RL: 16.0	7.0 dB @ 1501 20.0 dB @ 1625	0°C To 25°C	L = 7.88 W = 9.15 H = 4.52
KFF6384A	TCAS Ceramic Monoblock BPF		1020-1040	IL: 3.0 RL: 12.0	32 dB @ 990 32 dB @ 1060	0°C to +25°C	L = 33.580 W = 11.252 H = 7.850
KFF6401A	GPS L1 Monoblock Ceramic BPF		1565.4-1585.4	IL: 1.0 RL: 12.0	29 dB @ 1500.4 29 dB @ 1650.4	0°C to +25°C	L = 38.557 W = 11.723 H = 5.664



Ceramic Filters








The following catalog products are recommended for new applications. If the product required is not shown, we may have a customized product for your application. Please contact your CTS Representative for availability.

Model	Description	Picture	Passband (MHz)	IL (dB) RL (dB)	Attenuation (MHz)	Temp. Range	Package Size (mm)
KFF6402A	TCAS Ceramic Monoblock BPF		1087-1093	IL: 2.0 RL: 12.0	35 dB @ 1030	0°C to +25°C	L = 33.580 W = 10.109 H = 7.850
KFF6403A	GPS L2 Monoblock Ceramic BPF		1217.6-1237.6	IL: 2.1 RL: 12.1	29 dB @ 1152.6 29 dB @ 1302.6	0°C to +25°C	L = 38.557 W = 7.163 H = 11.723
KFF6407A	TCAS Ceramic Monoblock BPF		1033-1036	IL: 1.0 RL: 15.0	51 dB @ 835 46 dB @ 915 32 dB @ 927 20 dB @ 1005	0°C to +25°C	L = 81.656 W = 11.151 H = 20.856
KFF6415A	TCAS Ceramic Monoblock BPF		1087-1093	IL: 2.0 RL: 12.0	55 dB @ 970 20 dB @ 1060 20 dB @ 1120 55 dB @ 1210	0°C to +25°C	L = 33.580 W = 10.109 H = 7.850
KFF6433A	CATV Ceramic Monoblock BPF		1052-1056	IL: 4.5 RL: 10.0	55 dB @ 1029 20 dB @ 1044 20 dB @ 1064 50 dB @ 1079	0°C to +25°C	L = 47.921 W = 10.541 H = 7.850
KFF6444A	TCAS Ceramic Monoblock BPF		1085-1095	IL: 4.5 RL: 10.0	55 dB @ 1065 55 dB @ 1113	0°C to +25°C	L = 47.921 W = 10.287 H = 7.850
KFF6449A	InMarSat Rx Monoblock Ceramic BPF		1525-1559	IL: 2.5 RL: 9.5 Ripple: 1.0	14 dB @ 1475 24 dB @ 1626 32 dB @ 1650	-40°C to +85°C	L = 11.9 W = 8.9 H = 4.5



Ceramic Filters



The following catalog products are recommended for new applications. If the product required is not shown, we may have a customized product for your application. Please contact your CTS Representative for availability.

Model	Description	Picture	Passband (MHz)	IL (dB) RL (dB)	Attenuation (MHz)	Temp. Range	Package Size (mm)
KFF6450A	INMARSAT 1643.5 MHz Ceramic BPF		1625.5-1660.5	IL: 2.5 RL: 9.5 Ripple: 1.0	30 dB @ 1576.5 24 dB @ 1751.5	-40°C to +85°C	L = 11.5 W = 7.29 H = 4.496
KFF6505A	1790 MHz MonoBlock Ceramic BPF		1770-1810	IL: -2.3 RL: -10.0	-35 dB @ 1490 -35 dB @ 1530 -40 dB @ 1635 -40 dB @ 1665	-40°C To +85°C	L = 11.75 W = 7.5 H = 4.5
KFF6505B	1795 MHz Ceramic BPF		1785-1805	IL: 2.3 RL: 10.0	35 dB @ 1505 35 dB @ 1545 40 dB @ 1650 40 dB @ 1680	-40°C to +85°C	L = 11.75 W = 7.5 H = 4.5
KFF6514A	InMarSat Ceramic Monoblock BPF		1525-1577	IL: 1.0 (PB1) IL: 1.7 (PB2) RL: 12.0	25 dB @ 1460 25 dB @ 1626 40 dB @ 1710	0°C to +25°C	L = 33.8580 W = 6.680 H = 7.850
KFF6516A	TCAS Ceramic Monoblock BPF		1087-1093	IL: 2.75 RL: 12.0	30 dB @ 970 15 dB @ 1060 5 dB @ 1120 10 dB @ 1210	0°C to +25°C	L = 33.580 W = 10.363 H = 7.850
KFF6520A	InMarSat Ceramic Monoblock BPF		1525-1585	IL: 1.5 RL: 12.0	25 dB @ 1460 55 dB @ 1210 20 dB @ 1626.5 40 dB @ 1710	0°C to +25°C	L = 33.580 W = 6.680 H = 7.850
KFF6538A	GPS L2 Monoblock Ceramic BPF		1217.6-1237.6	IL: 1.5 RL: 10.0	19 dB @ 1086.6 31 dB @ 1367.6	0°C to +25°C	L = 7.889 W = 10.922 H = 4.496



Ceramic Filters

The following catalog products are recommended for new applications. If the product required is not shown, we may have a customized product for your application. Please contact your CTS Representative for availability.

Model	Description	Picture	Passband (MHz)	IL (dB) RL (dB)	Attenuation (MHz)	Temp. Range	Package Size (mm)
KFF6595A	InMarSat Ceramic Monoblock BPF		1525-1575	IL: 2.6 RL: 10.0	24 dB @ 1626.5 14 dB @ 1475 32.0 dB @ 1650	-40°C To +85°C	L = 11.9 W = 8.89 H = 4.496
KFF6668A	TCAS Ceramic Monoblock BPF		1033	IL: 1.4 RL: 15.5	3.0 dB @ 1027 3.0 dB @ 1039	0°C to +25°C	L = 11.569 W = 10.871 H = 11.569